


**JTEKT**

# ITCC

Intelligent Torque-controlled Coupling

Active on-demand AWD system



# Stable, Smooth and Highly Efficient Transmission of Power Expanding the possibilities of AWD

Weather conditions, vehicle use, driver's intentions... Calculating every element to ensure that all four tires are firmly hugging the road under ever-changing conditions. Expanding the ability of more and more vehicles to give the driver that true feeling of confidence and driving pleasure. Our goal is to deliver that experience to everyone! With this in mind, JTEKT has reduced size and weight while simultaneously improving reliability in the production of ITCC\*: electronically controlled coupling for AWD vehicles.

ITCC... Intelligent Torque Controlled Coupling

## Continuing the Evolution of JTEKT ITCC

Excellent response and powerful torque drawing the maximum potential of all four wheels

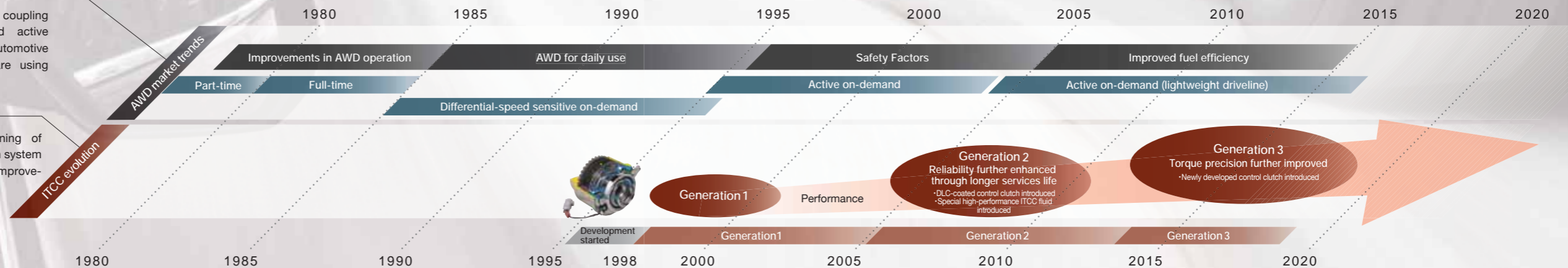
### AWD market trends

#### ITCC History

From differential sensitive on-demand coupling (RBC) to the recently developed active on-demand AWD system (ITCC), automotive manufacturers around the world are using JTEKT AWD systems

#### ITCC Evolution

Continuously evolving since beginning of mass-production, the third-generation system (Gen 3) introduces epoch-making improvements in performance and durability.

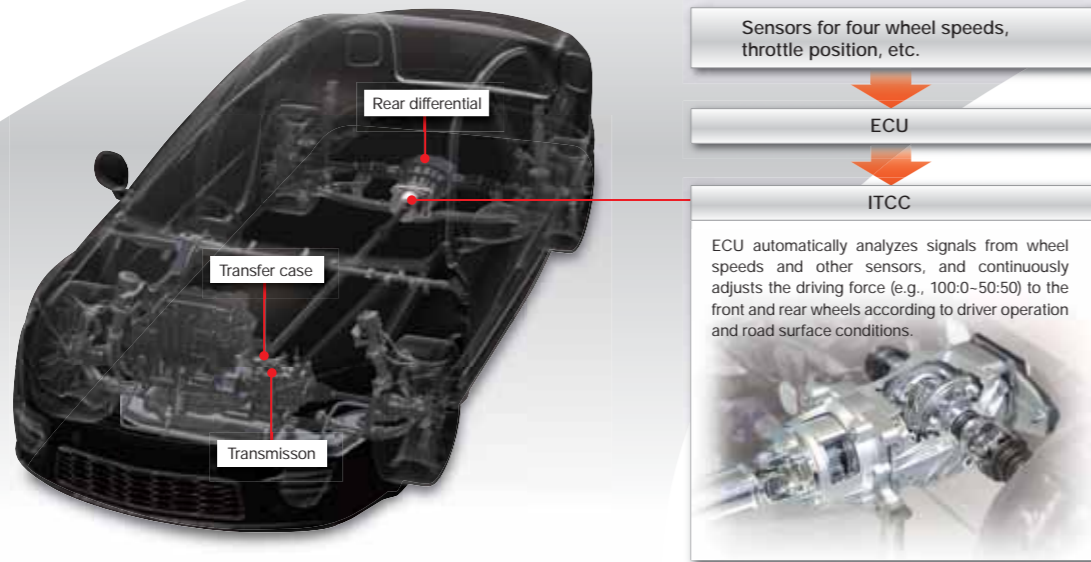


The continuous evolution of active on-demand AWD is based on a quest with a single theme: consideration of every aspect to deliver optimum torque to each of the four wheels, front and back, left and right. At the core of this torque management is JTEKT's electronically controlled AWD coupling, ITCC.\*<sup>1</sup> Capable of responding instantaneously, safe and controllable, ITCC offers continuous control of the driving force delivered to the front and rear wheels, from 100:0 (front:rear) to 50:50 (front:rear). As a result of the unparalleled results achieved for both high fuel efficiency and traction performance, ITCC is now installed in many AWD vehicles, and holds No. 1 market share in the world.\*<sup>2</sup> Its superior installation ease, drive force transfer efficiency and wide-ranging load capacity are key factors supporting the development of AWD systems.

\*1) ITCC: Intelligent Torque Controlled Coupling. ITCC is a registered trademark of JTEKT Corporation.  
\*2) As of Jan. 2014, in-house study

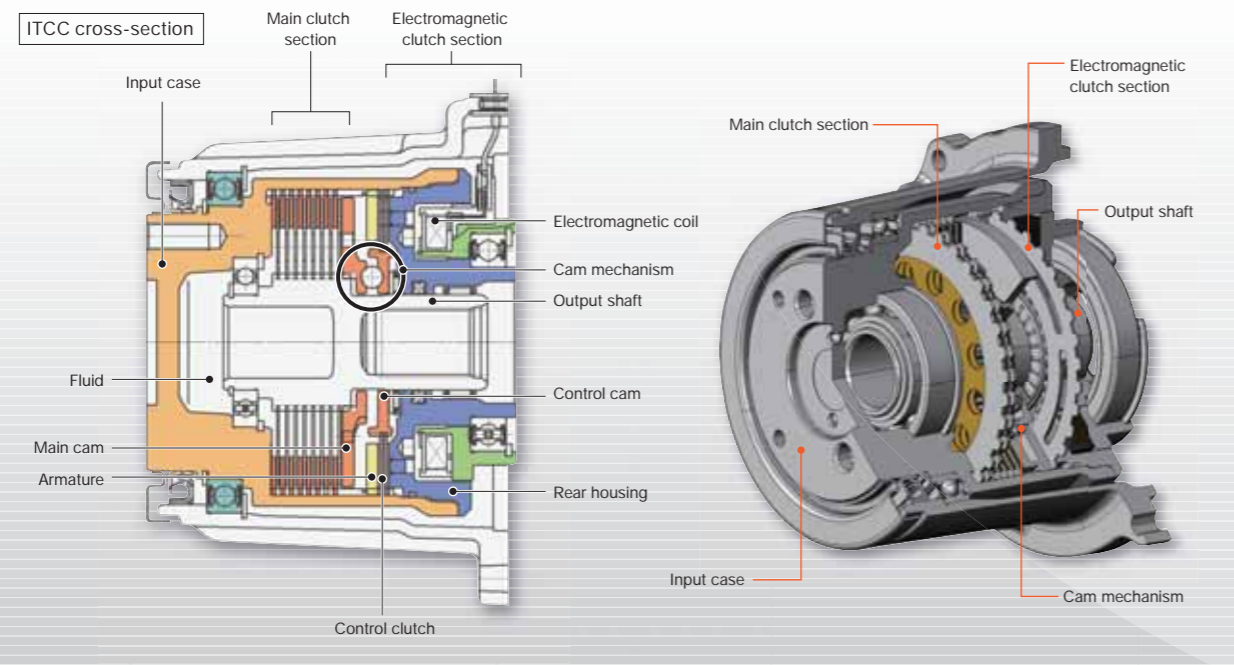
## ITCC Installation Layout

In vehicles with a FWD configuration, the ITCC is installed in front of the rear differential; the active on-demand (active torque split) AWD system providing optimum torque distribution to the front and rear wheels. This contributes to ensuring both high fuel efficiency and superior driving performance.



## ITCC structure

- Electromagnetic clutch adopted, realizing reductions in size and weight.
- Components broadly divided into five sections: Input case, main clutch, electromagnetic clutch, cam mechanism and output shaft.



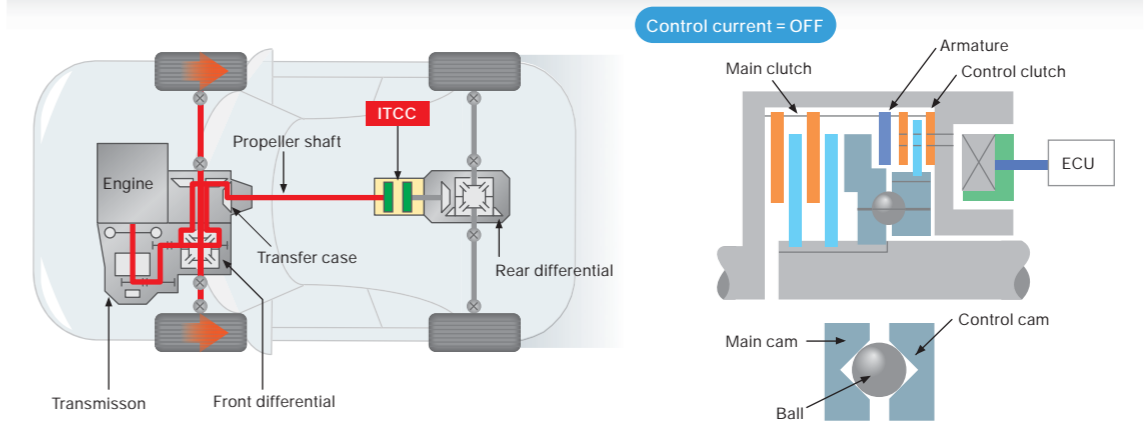
## ITCC Operating Principle

Based on signals from each sensor in the vehicle, such as wheel speed sensors, etc., the ECU analyzes driver operation and road surface conditions, and then ITCC transfers the appropriate torque to the output shaft according to the electrical current from the ECU.

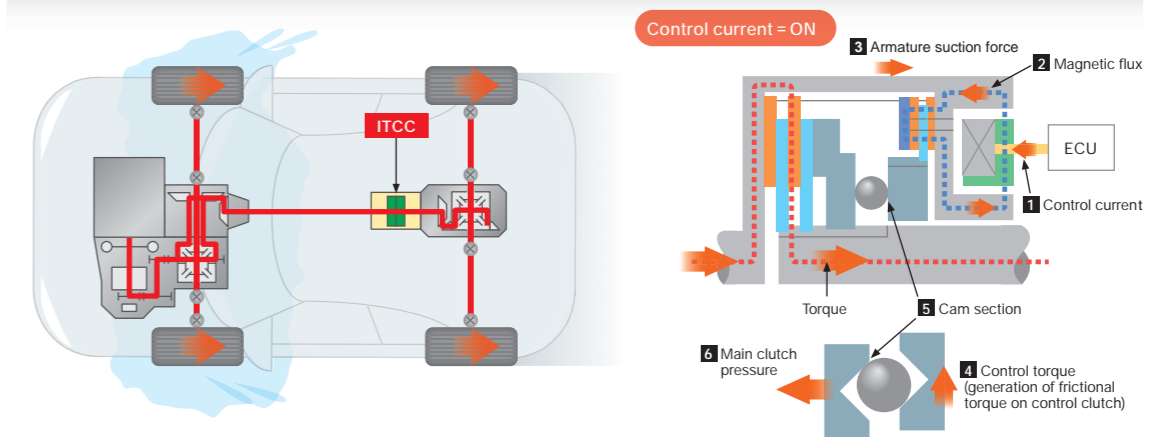


Example of on-demand AWD mounted in FWD configuration  
In this mounting example, the ITCC is located in front of the rear differential and the vehicle normally runs with the front-wheel-drive. The ECU receives signals from each sensor, analyzes driving and road surface conditions, and controls the electrical current sent to the ITCC, which then transfers the optimal torque to the rear wheels based on various conditions.

### When in 2WD (normal driving)

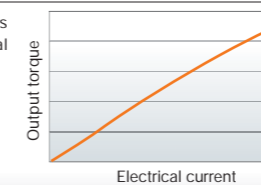


### When in AWD (front wheels slip)



#### Electrical current to torque (I-T) characteristics

Output torque acquired is approximately proportional to the electrical current.



#### Torque transmission flow

- 1 Current applied to coil
  - 2 Generate magnetic flux
  - 3 Armature suction
  - 4 Generate control torque
  - 5 Cam actuated
  - 6 Pressure on main clutch
- Torque transmitted from input case to output shaft

## ITCC Features

FWD base electronically controlled AWD coupling world share  
**No.1** 1



Optimum driving force distributed based on road surface and driving conditions  
Compact, lightweight system

- Superior traction and maneuverability
- Lighter driveline and improved fuel efficiency
- Excellent compatibility with ABS and stability control systems

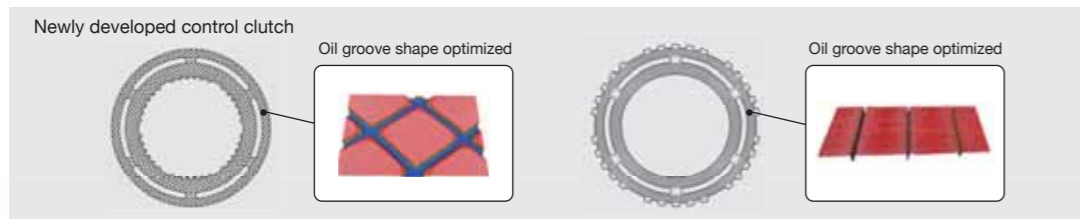
\*1)As of Jan. 2014, in-house study

### Lightweight/Compact size contributes to higher fuel efficiency

Introduction of an electromagnetic clutch enabled reductions in weight, size and electricity consumption, contributing to improved fuel efficiency.

Newly developed control clutch introduced

Newly developed control clutch, further improved torque precision and lighter driveline contribute to higher fuel efficiency.

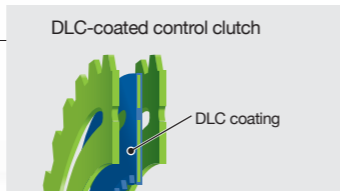


### Superior durability and quietness have been realized, contributing to a confident, comfortable drive.

Remarkable anti-shudder performance contributes further to quietness.

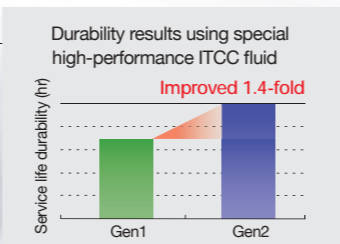
Control clutch coated with diamond-like carbon (DLC) introduced

ITCC can be used in large-sized vehicles where the clutch is subjected to large load, and the amorphous carbon film contributes to both reducing size and increasing service life.



Special high-performance ITCC fluid introduced

Aiming to improve durability, a special fluid has been introduced that makes it possible to reduce the number of clutch plates to lighten the weight. Additionally, compared to conventional automatic transmission fluid (ATF), AWD coupling performance has been improved, thereby contributing to quietness of eco-cars.



Based on extensive experience, ITCC control contributes to reducing abnormal noises (e.g., driveline torsional vibration, driveline chattering, etc.) generated by the vehicle.

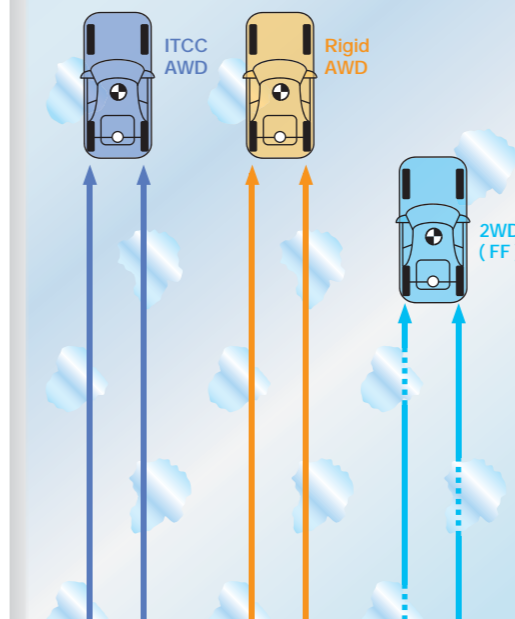


## Driving Performance with ITCC

### Traction performance

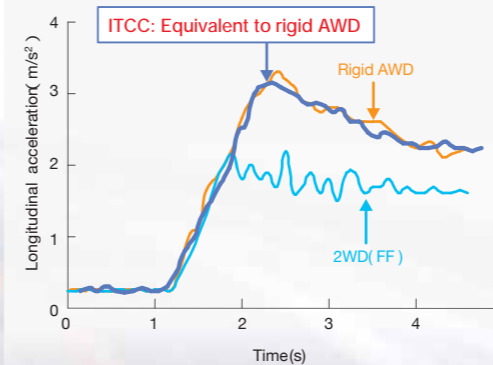
Vehicles equipped with ITCC exhibit a standing-start acceleration performance equivalent to that of rigid AWD.

Standing-start full-throttle acceleration on ice floe



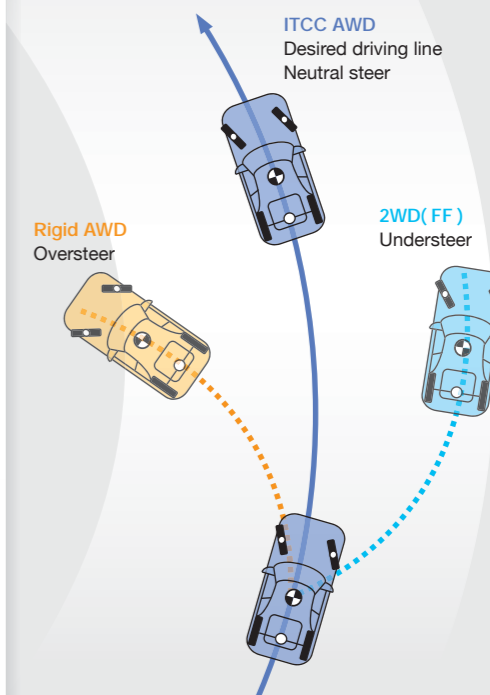
### Launch performance

- Ice surface
- Acceleration: Stop WOT(wide open throttle)



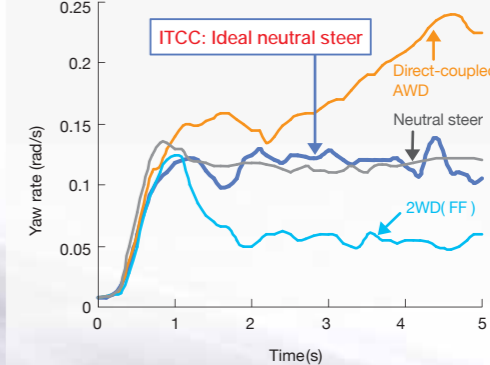
### Handling performance/Stability

Vehicles equipped with ITCC exhibit brilliant handling stability even on a slippery surface.



### Cornering performance

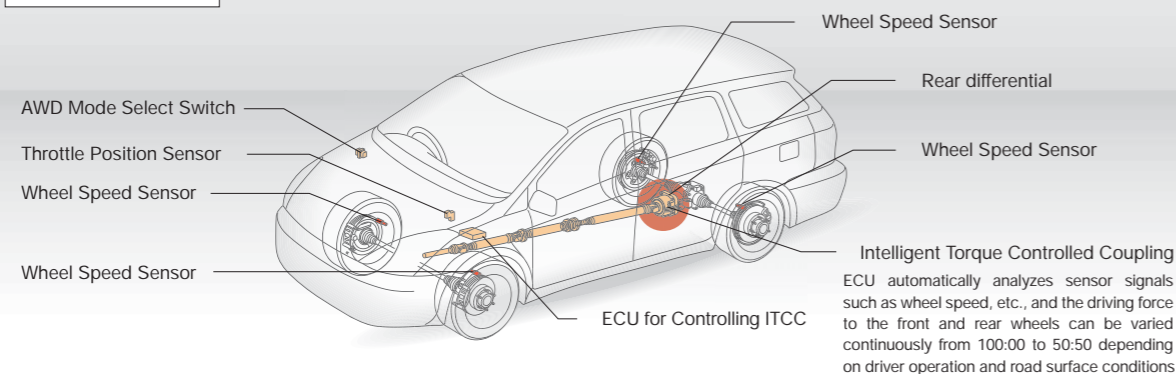
- Ice surface
- Accelerate from 30km/h





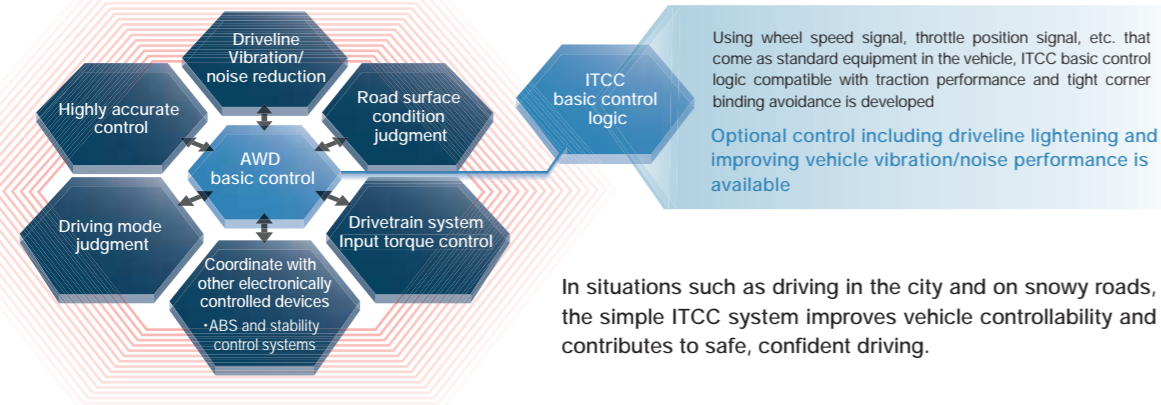
## ITCC Control System Features

ITCC system layout



### Easily coordinate control with other control systems

The ITCC electromagnetic clutch is highly responsive, making it easy to coordinate control with various vehicle control systems (ABS and stability control systems), etc.

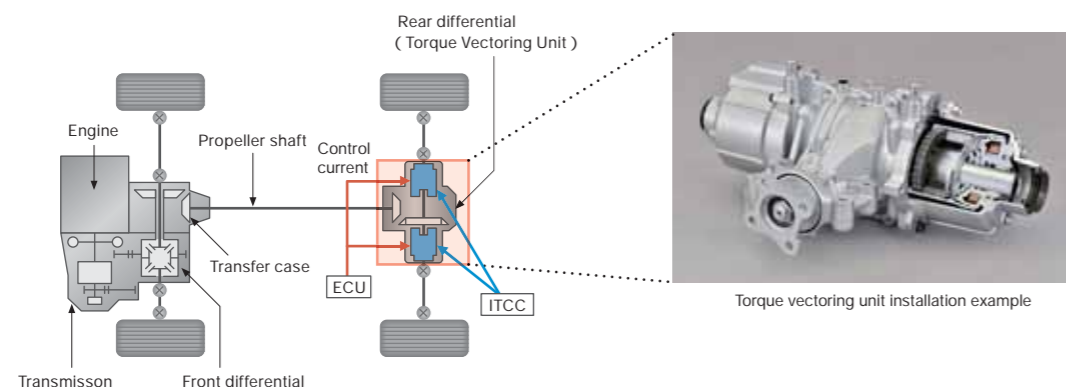


In situations such as driving in the city and on snowy roads, the simple ITCC system improves vehicle controllability and contributes to safe, confident driving.

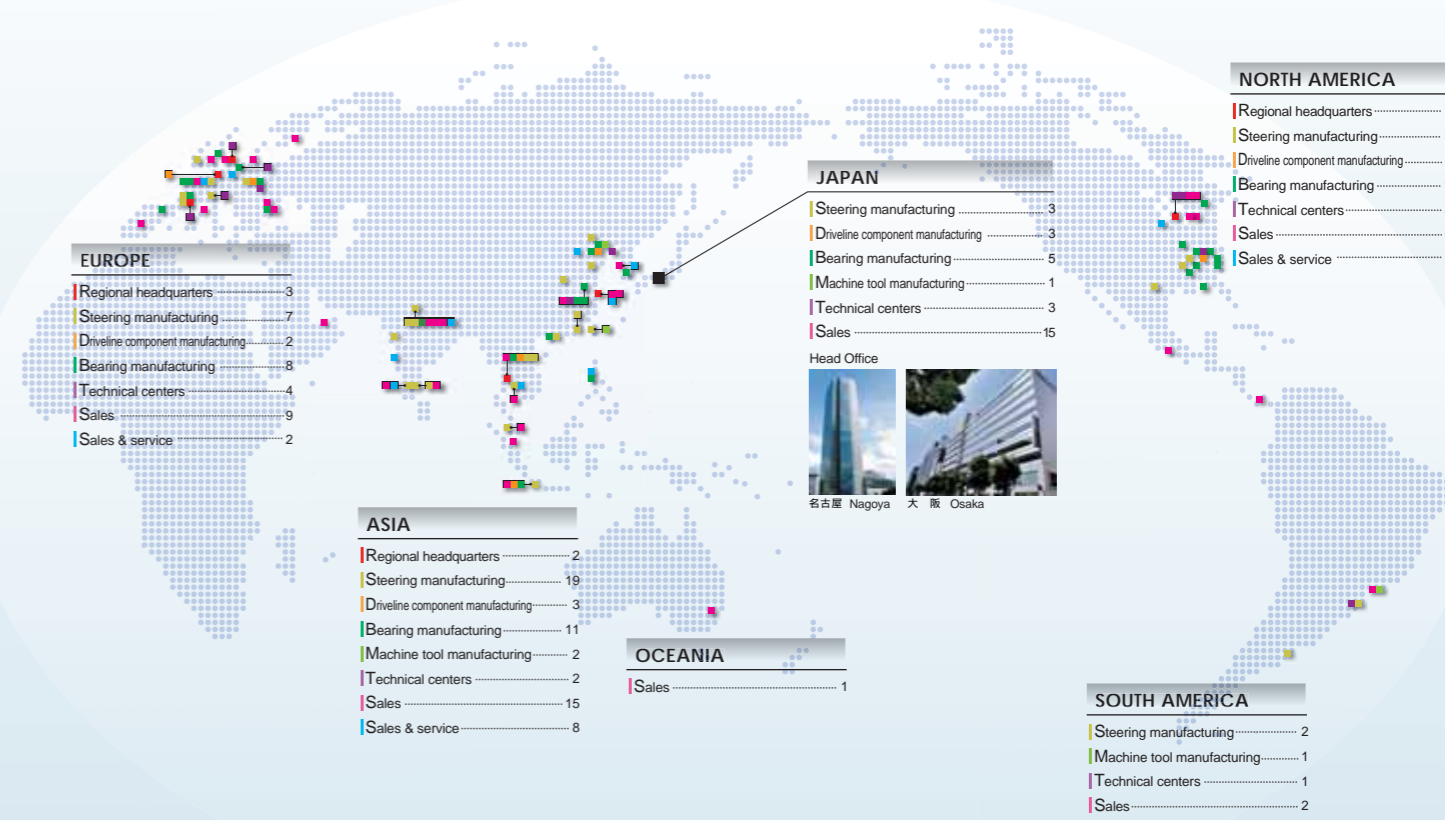
## Extended Use Example Based on ITCC

### Torque Vectoring Unit Adaptation

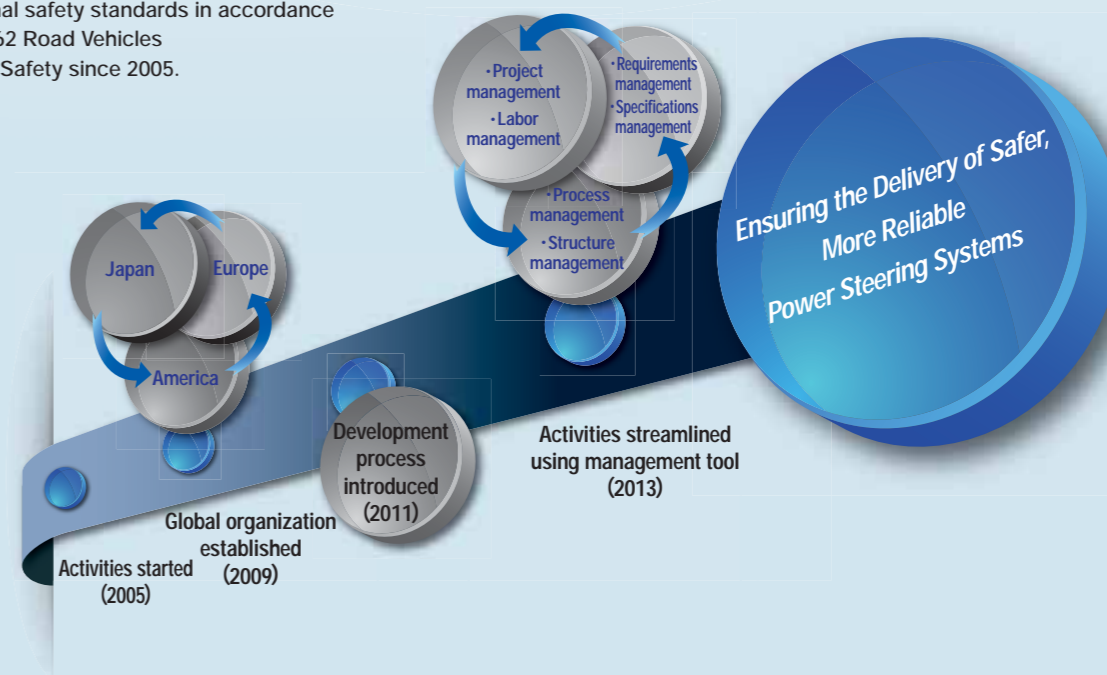
In addition to the function that distributes optimum torque to the rear wheels depending on vehicle operation and driving conditions, the system can also freely distribute torque to the right and left rear wheels. When cornering, large torque can be distributed to the outer rear wheel to produce yaw moment that suppresses understeer, thereby enabling the vehicle to hold the desired cornering line. Quick response to steering operation realizes sporty handling performance.



## Ensuring the delivery of safer, more secure electronically controlled AWD couplings to customers around the world




JTEKT has been conducting activities to ensure compliance with functional safety standards in accordance with ISO26262 Road Vehicles - Functional Safety since 2005.



## » Advanced R&D producing next-generation electronically controlled AWD couplings

JTEKT R&D centers exchange information around the world, enabling the company to accurately understand market demand and provide the newest/best/optimal systems to meet the diversified needs of our customers.



Electromagnetic Anechoic Chamber



ITCC performance tester



Driving simulator



Vehicle evaluation in cold regions



Low-friction grade



ITCC performance tester (equipped with gradient function)



ITCC durability tester

## » Iga Proving Ground Enables Testing / Evaluations Simulating Roads Worldwide

Fully utilizing our knowledge as a world-leading systems supplier, JTEKT conducts driving evaluations and analyses of products installed in vehicles. We exhaustively pursue the highest standards in product safety and operation on a test course capable of simulating various road and weather conditions around the world. As a total systems supplier, our highest value is to provide our customers with products that deliver outstanding performance and the best quality that help to make automobiles that are more than just fun to drive.



# JTEKT

www.jtekt.co.jp

### OFFICES

#### JTEKT NORTH AMERICA CORPORATION

##### -Head Office-

47771 Halyard Drive, Plymouth, MI 48170, U.S.A.  
TEL : 1-734-454-1500  
FAX : 1-734-454-7059

#### JTEKT KOREA CO., LTD. Seoul Head Office

Inwoo Building 6F, 539-11 Shinsa-Dong, Kangnam-Ku, Seoul, KOREA  
TEL : 82-2-549-7922  
FAX : 82-2-549-7923

#### KOYO CANADA INC.

5324 South Service Road, Burlington, Ontario L7L 5H5, CANADA  
TEL : 1-905-681-1121  
FAX : 1-905-681-1392

#### TAIWAN JTEKT CO.,LTD.

NO.23,Guangfu N.Road, Hukou Township,Hsinchu, Country 303,TAIWAN  
TEL : 886-3-597-2453  
FAX : 886-3-597-4687

#### KOYO MEXICANA, S.A. DE C.V.

Av. Insurgentes Sur 2376-505, Col. Chimalistac, C.P. 01070, Del. Álvaro Obregón, México, D.F. MEXICO  
TEL : 52-55-5207-3860  
FAX : 52-55-5207-3873

#### JTEKT (CHINA) CO., LTD. Shanghai Branch

Room 25A2, V-Capital Building,333 Xianxia Road, Changning District, Shanghai CHINA  
TEL : 86-21-5178-1000  
FAX : 86-21-5178-1008

#### KOYO ROLAMENTOS DO BRASIL LTDA.

Av. Reboucas 2472 Jardim America, Sao Paulo-SP, BRASIL  
TEL : 55-11-3372-7500  
FAX : 55-11-3887-3039

#### JTEKT (CHINA) CO., LTD. Beijing Branch

Room 1012, Fortune Building, No.5 Dong San Huan North Road, Chaoyang-District, Beijing, CHINA  
TEL : 86-10-6538-8070  
FAX : 86-10-6538-8077

#### JTEKT (THAILAND) CO., LTD.

172/1 Moo 12 Tambol Bangwua, Amphur Bangpakong, Chachoengsao,24180, THAILAND  
TEL : 66-38-533-310-7  
FAX : 66-38-532-776

#### JTEKT EUROPE S.A.S. (FRANCE)

Zone Industrielle du Broteau, B.P.1, 69540 Irigny, FRANCE  
TEL : 33-4-7239-4444  
FAX : 33-4-7851-2188

#### JTEKT AUTOMOTIVE (THAILAND) CO., LTD.

107 Moo 4 T.Pluakdaeng A.Pluakdaeng Rayong 21140, THAILAND  
TEL : 66-38-954320  
FAX : 66-38-954321

#### JTEKT EUROPE BEARINGS B.V.

**Benelux Branch Office**  
Energieweg 10a, 2964 LE Groot-Ammers, THE NETHERLANDS  
TEL : 31-184-606800  
FAX : 31-184-606857

#### PT. JTEKT INDONESIA

Surya Cipta City of Industry Jalan Surya Madya Kav.I-27B Karawang 41363, INDONESIA  
TEL : 62-267-8610-270  
FAX : 62-267-8610-271

#### JTEKT MALAYSIA SDN. BHD.

No.8, Jalan Palam 34/18A, Taman Perindustrian Pak Chun, Seksyen 34 40470 Shah Alam. Selangor, MALAYSIA

### PUBLISHER

#### JTEKT CORPORATION NAGOYA HEAD OFFICE

No.7-1, Meieki 4-chome, Nakamura-ku, Nagoya, Aichi 450-8515, JAPAN TEL:81-52-527-1900 FAX:81-52-527-1911

#### JTEKT CORPORATION OSAKA HEAD OFFICE

No.5-8, Minamisemba 3-chome, Chuo-ku, Osaka 542-8502, JAPAN TEL:81-6-6271-8451 FAX:81-6-6245-3712

#### Sales & Marketing Headquarters

No.5-8, Minamisemba 3-chome, Chuo-ku, Osaka 542-8502, JAPAN TEL:81-6-6245-6087 FAX:81-6-6244-9007

Value & Technology

# — Value & Technology



CAT.NO.D1002E  
Printed in japan'14.04-1CCH